



## COMPOSITE RECYCLED PLASTIC RANGES

Product List - July 2017

Sales Office:  
188 Fullarton Road,  
Dulwich, SA 5016

Factory:  
316 Etiwanda Ave,  
Mildura, VIC 3500

Head Office:  
83-85 Banbury Road,  
Reservoir, VIC 3073

P: 1300 729 253  
F: 1300 329 237  
[www.integratedrecycling.com.au](http://www.integratedrecycling.com.au)  
[info@integratedrecycling.com.au](mailto:info@integratedrecycling.com.au)



[www.integratedrecycling.com.au](http://www.integratedrecycling.com.au)



1300 729 253

# ABOUT US



Integrated Recycling (IR) is the recycled plastic products division of the Integrated Packaging Group, Australia and New Zealand's largest stretch film and stretch wrapping manufacturer and a wholly owned Australian company. The Integrated Packaging Group with seven factories in Australia and New Zealand employs over 400 people and manufactures approximately 50,000 tonnes of plastic products per year.

IR has developed a patented mix that enables waste plastics to be recycled and recreated as the Envire range of composite recycled plastic products. IR manufactures the Envire range at its Mildura factory in North Western Victoria and expanded its distribution by acquiring Adroit Industries (2014) and Cosset Industries Australia (2016). IR's sales office is located in Adelaide where both distributors of recycled plastic products were based. The range of products now includes the the DuraComp and EverTuff ranges of recycled plastic products.

## IR's Product Ranges

IR's Envire range of composite recycled plastic products is manufactured from recovered plastics, including agricultural films, bottles, pipes and drums combined with organic fibre. The range has been independently tested for its environmental and mechanical properties. Test results and safe load tables are published on [www.integratedrecycling.com.au](http://www.integratedrecycling.com.au).

The EverTuff range of products is made in Australia from composite recycled plastic.

The DuraComp range of decking, slats and screening is made from composite recycled plastic and manufactured in China.

## IR's Products & Services:

The Envire range has four main applications:

- Landscaping including an extensive range of bollards, outdoor furniture and signage.
- Agricultural uses, such as fencing and posts.
- Marine uses in oyster farming and pontoons.
- Industrial uses such as railway sleepers; dunnage and specialty pallets.

## Products & Projects

Please go to [www.integratedrecycling.com.au](http://www.integratedrecycling.com.au) for information about the Envire, DuraComp and EverTuff ranges of products and some of the projects in which they're used.

## Notes:

1. All prices exclude GST & freight.
2. Prices are effective from 1/9/16, and are subject to change without notice. Some items are P.O.A (price on application) and will be quoted to meet a customer's specifications. Other colours may be available for sufficient run quantities.
3. IR is pleased to provide written quotes. Please call to discuss with our sales team on **1300 729 253**.
4. Please submit your purchase order by email to: [info@integratedrecycling.com.au](mailto:info@integratedrecycling.com.au) or fax: **1300 329 237**.
5. Standard lengths are generally quoted, please ask if custom lengths are available.
6. IR holds many items in stock, but the general production time is 4 weeks from confirmation of order.
7. All sales are subject to the standard IR conditions of sale available on [www.integratedrecycling.com.au](http://www.integratedrecycling.com.au).
8. Credit card payments are subject to a surcharge.
9. Products in the Envire, DuraComp and EverTuff ranges are made from composite recycled plastic and may vary in their final dimensional specifications and colour from batch to batch. The dimensional variations occur due to different shrinkage rates, estimated to be approximately 2%.
10. **\*Duracomp colours:** Duracomp decking colours; Stock Colours: Dark Earth and Red Earth. Available in: Slate Grey, Mahogany and Graphite.  
**Duracomp Furniture Slat Colours:** Dark Earth, Red Earth, Black Graphite, Eucalypt Green, Slate Grey.  
**Duracomp 40 x 40 colours:** Dark Earth, Red Earth, Slate Grey.  
**Duracomp Screening Colours:** Dark Earth, Black Graphite  
† Envire colours charcoal and rich earth brown only.

## OUTDOOR FURNITURE

IR Outdoor Furniture - Hot Dipped Galvanised frame (HDG) - Concrete in or Bolt Down.			Weight (kg)	Max Length (mm)
Envire	ODF 100	Murray Picnic Table 1200mm	60	
	ODF 101	Murray Picnic Table 1800mm	128	
	ODF 106	Murray Picnic Table 2400mm	160	
	ODF 103	Wetlands Table & Bench Seat 2400mm	210	
	ODF 160	Silver City Table & Bench Seat 2500mm	195	
	ODF 301	Wentworth Four Sided Picnic Table 1900mm	210	
	PFCT2BF-D18	Coonawarra Table with 2 Seat, DuraComp Slats - Free Standing 1800mm	225	
	SEAT 201	Little Desert Bench Seat Backless 1800mm	25	
	SEAT 200	Little Desert Bench Seat Backless 2400mm	30	
	SEAT 210	Big Desert Bench Seat Backless - 10 Slats 2400mm	85	
	SEAT 251	Mallee Bench Seat with Back 1800mm	58	
	SEAT 250	Mallee Bench Seat with Back 2400mm	73	
	SEAT 270	Mallee Bench Seat with Back and Arm Rests 2400mm	78	

Bench seats are made to be dyna bolted to a stone or concrete slab or concreted into the ground. Customised furniture is also available upon request. All metal frames and fixings are hot dipped galvanised mild steel, unless specified as stainless steel (SS). Frames can also be powder coated on request. Colours: charcoal, rich earth brown, green (+ 5%) and Duracomp colours\*





IR Outdoor Furniture - Hot Dipped Galvanised frame (HDG) - Concrete in or Bolt Down.			Weight (kg)	Max Length (mm)
Envire	SEAT 271	Wave seat (2400mm)	47	
	PFCSBBA-D18	Contemporary Seat with Back & Arms, Bolt Down, 1800mm DuraComp Slats	74	
	PFTAS-D18	Tasman Seat, 3 x 100% Recycled Plastic Legs with 1800mm DuraComp Slats	85	
	PFHS-E18	Heritage Seat, 3 x Cast Aluminium Legs with 1800mm Slats	78	
	PFOS-D16	Ornate Seat, 1800mm DuraComp Slats	78	
	PFEBI-D18	Eco T Bench, 3 In ground Legs, 1800mm DuraComp Slats	67	
	SEAT 272	Wave seat 3000mm	57	
	SEAT 241 W	Riverland Wall Mounted Bench 2700mm, 75 x 50mm slats	57	
	SEAT 241	Riverland Floor Mounted Bench 2700mm, 75 x 50mm slats	57	
	HEX 2400	Hex Seat - lge, 2400mm per side	438	

Bench seats are made to be dyna bolted to a stone or concrete slab or concreted into the ground. Customised furniture is also available upon request. All metal frames and fixings are hot dipped galvanised mild steel, unless specified as stainless steel (SS). Frames can also be powder coated on request. Colours: charcoal, rich earth brown, green (+ 5%) and Duracomp colours\*



Wetlands table and bench seats



Silver City table and bench seats



Wentworth picnic table



Wave seat

## BOLLARDS - Square & Rectangular

SQUARE & RECTANGULAR BOLLARDS - Pyramid, Slope or Flat Top.			Weight (kg)	Max Length (mm)
Envire	BOL 400	90 x 90 x 1500mm	9.15	2400
	BOL 500	110 x 110 x 1500mm	15.60	1500
	BOL 600	125 x 125 x 1500mm	19.05	1500
	BOL 700	145 x 145 x 1500mm	21.40	1680
	BOL 750	200 x 100 x 1500mm	21.00	3000
EverTuff	AD-SQ030-1500-SC	100 x 100 x 1500mm	15.90	6000
	AD-SQ070-1500-SC	125 x 125 x 1500mm	23.70	6000
	AD-SQ090-1500-SC	150 x 150 x 1500mm	33.60	6000
	AD-RE088-1500-SC	200 x 100 x 1500mm	30.60	6000

Colours: charcoal, rich earth brown, green (+5%) and EverTuff standard charcoal



## BOLLARDS - Round (Dome Top)

ROUND BOLLARDS - Dome Top or Flat top.			Weight (kg)	Max Length (mm)
Envire	BOL 101	100 x 1200mm	8.50	2400
	BOL 100	100 x 1400mm	9.25	2400
	BOL 201	125 x 1200mm	10.75	2400
	BOL 202	125 x 1500mm	14.25	2400

Colours: charcoal, rich earth brown, green (+5%) and EverTuff standard charcoal

## BOLLARDS - Square & Rectangular

BOLLARDS - OTHER SERVICES		Weight (kg)	Max Length (mm)
Envire	110 x 110x Square Bollard - Bolt Down Brackets		
	125 x 125 x 600mm Square Bollard Sleeve - In Ground Galvanised steel	7.00	na
	125 x 600mm Round Bollard Sleeve - In Ground Galvanised	7.00	na
	FIXRR Reflectors for Bollards - Red	-	na
	FIXRW Reflectors for Bollards - White		na
	ZSUNDRY 80mm Round Reflector Red or White - installed		na
	ZSUNDRY 100 x 50mm Square Reflector Red - installed		na
	ZSERV Drilling / Routing price quoted per job		na

Colours: charcoal, rich earth brown, green (+5%) and EverTuff standard charcoal



Round bollards



Square bollard  
pyramid top



Sloped bollard top






Square bollard  
bevelled top



## DECKING

	DECKING		Weight (kg)	Max Length (mm)
Envire	CON 104	100 x 25 x 6000mm †	14.10	6000
	PRO 750	150 x 50 x 2400mm	15.70	3000
	PRO 751	150 x 50 x 3000mm	19.50	3000
Dura-comp	DD100x24 (xx) - 3600	DuraComp Deck100 x 24 x 3600mm	8.14	3600
	DD140x24 (xx) - 3600	DuraComp Deck140 x 24 x 3600mm	16.20	3600
EverTuff	AD-D004-xxxx-SC	EverTuff Decking 100 x 23mm	2.40	6000
	AD-D005-xxxx-SC	EverTuff Decking 165 x 33mm	5.60	6000
	AD-D007-xxxx-SC	EverTuff Decking 195 x 25mm (200x23)	4.90	6000
	AD-D0012-xxxx-SC	EverTuff Decking 190 x 55mm	6.30	6000


*Envire Colours: charcoal, rich earth brown, Duracomp colours and EverTuff standard charcoal*



## LANDSCAPING

SQUARE PROFILES			Weight (kg)	Max Length (mm)
Envire	PRO 160	40 x 40 x 1800mm	2.50	6000
	PRO 250	50 x 50 x 2400mm	6.00	2400
	PRO 450	75 x 75 x 2400mm	12.00	3000
	PRO 550	90 x 90 x 2400mm	16.50	3000
	PRO 550 S	90 x 90 x 2400mm - Envire HD structural profile	16.50	3000
	PRO 651	110 x 110 x 2400mm	25.10	3000
	PRO 900	125 x 125 x 1500mm	19.05	3000
EverTuff	AD-SQ010-xxxx-SC	EverTuff 40mm x 40mm	1.60	6000
	AD-SQ017-xxxx-SC	EverTuff 65mm x 65mm	4.70	6000
	AD-SQ020-xxxx-SC	EverTuff 75mm x 75mm	5.80	6000
	AD-SQ030-xxxx-SC	EverTuff 100mm x 100mm	10.60	6000
	AD-SQ070-xxxx-SC	EverTuff 125mm x 125mm	15.80	6000
	AD-SQ080-xxxx-SC	EverTuff 140mm x 140mm	20.50	6000
	AD-SQ090-xxxx-SC	EverTuff 150mm x 150mm	22.40	6000
Dura	DS40x40 (xx) - 1800	DuraComp 40 x 40 x 1800mm Dark Earth / Slate Grey / Red Earth	3.89	1800

Colours: charcoal, rich earth brown, green (+5%), Duracomp colours and EverTuff standard charcoal





## RECTANGULAR PROFILES

RECTANGULAR PROFILES			Weight (kg)	Max Length (mm)
Dura-Comp	DS80x10 (xx) - 2200	DuraComp Screening 80 x 10 x 2200mm	2.64	2200
	DS100x10 (xx) - 2200	DuraComp Screening 100 x 10 x 2200mm	3.08	2200
Envire	CON 509	50 x 30 x 6000mm †	9.00	6000
	PRO 300	70 x 35 x 2400mm	5.85	6000
	PRO 503	90 x 40 x 2400mm	7.20	2400
	CON 920	90 x 40 x 4800mm †	15.60	6000
	CON 107	100x 25 x 3000mm †	7.05	6000
	CON 104	100 x 25 x 6000mm †	14.10	6000
	PRO 707	100 x 50 x 2400mm	11.00	3000
	PRO 700	100 x 50 x 3000mm	13.70	3000
	PRO 750	150 x 50 x 2400mm	15.70	3000
	PRO 751	150 x 50 x 3000mm	19.55	3000
	PRO 750 S	150 x 50 x 3000mm - Envire HD structural profile	19.70	3000
	PRO 770	150 x 100 x 3000mm	37.35	3000
	CON 855	180 x 20 x 3000mm †	9.75	6000
	PRO 800	200 x 50 x 2400mm	20.60	3000
	PRO 860	200 x 75 x 3000mm	37.50	3000
	PRO 808	200 x 100 x 3000mm	47.50	3000
	PRO 850	300 x 75 x 2400mm	47.00	2400


Colours: charcoal, rich earth brown, green (+5%), Duracomp colours and EverTuff standard charcoal



## RECTANGULAR PROFILES

RECTANGULAR PROFILES			Weight (kg)	Max Length (mm)
DuraComp	DS95x40 (xx) - 1800	DuraComp Bench Slat 95 x 40 x 1800mm	9.18	3600
	DS95x40 (xx) - 3600	DuraComp Bench Slat 95 x 40 x 3600mm	18.36	3600
EverTuff	AD-RE020-xxxx-SC	EverTuff 75mm x 45mm	3.50	6000
	AD-RE026-xxxx-SC	EverTuff 90mm x 20mm	1.90	6000
	AD-RE027-xxxx-SC	EverTuff 90mm x 45mm	4.30	6000
	AD-RE028-xxxx-SC	EverTuff 90mm x 65mm	6.30	6000
	AD-RE031-xxxx-SC	EverTuff 100mm x 45mm	4.70	6000
	AD-RE040-xxxx-SC	EverTuff 110mm x 60mm	6.80	6000
	AD-RE060-xxxx-SC	EverTuff 140mm x 40mm	6.00	6000
	AD-RE061-xxxx-SC	EverTuff 140mm x 70mm	10.70	6000
	AD-RE070-xxxx-SC	EverTuff 150mm x 100mm	15.10	6000
	AD-RE083-xxxx-SC	EverTuff 200mm x 20mm	4.40	6000
	AD-RE086-xxxx-SC	EverTuff 200mm x 50mm	10.30	6000
	AD-RE087-xxxx-SC	EverTuff 200mm x 75mm	16.00	6000
	AD-RE088-xxxx-SC	EverTuff 200mm x 100mm	20.40	6000
	AD-RE090-xxxx-SC	EverTuff 230mm x 130mm	31.90	6000
	AD-RE095-xxxx-SC	EverTuff 300mm x 40mm	12.60	6000

Colours: charcoal, rich earth brown, green (+5%), DuraComp colours and EverTuff standard charcoal





## ROUND PROFILES

ROUND PROFILES Colours: charcoal, rich earth brown, Duracomp colours and EverTuff standard charcoal			Weight (kg)	Max Length (mm)
Envire	RP 401	40 x 2400mm	2.65	2400
	RP 502	50 x 2400mm	4.80	2400
	RP 752	75 x 2400mm	9.07	2400
	RP 602	90 x 2400mm	12.20	2400
	RP 101	100 x 2400mm	17.15	6000
	RP 121	125 x 2400mm	23.00	3000
	RP 151	150 x 2400mm	36.00	2400

Colours: charcoal, rich earth brown, green (+5%), Duracomp colours and EverTuff standard charcoal



Vineyard Post



Fence Posts



Round profiles



Primary School Totems



## TREE STAKES

TREE STAKES Colours: charcoal, rich earth brown, green (+5%)			Weight (kg)	Max Length (mm)
Envire	STA 103	24 x 24 x 1200mm	0.63	1200
	STA 151	28 x 28 x 1800mm	1.36	1800
	RP 401	40 x 2400mm	2.65	2400
	PRO 254	50 x 50 x 1200mm Tap Stake	3.00	1200

Colours: charcoal, rich earth brown, green (+5%)



## SPECIALISED, ENGINEERED AND OTHER PRODUCTS

WHEEL STOPS			Weight (kg)	Max Length (mm)
Envire	PRO 922	190 x 117 x 1650mm Wheel Stop (Trapezium shape) with Three Holes	18.00	1650
	PRO 660	90 x 90 x 1650mm Wheel Stop with Three Holes	11.35	1650

## SCREENING

SCREENING Duracomp colours*			Weight (kg)	Max Length (mm)
Dura-Comp	DS80x10 (xx) - 2200	DuraComp Screening 80 x 10 x 2200mm	2.64	2200
	DS100x10 (xx) - 2200	DuraComp Screening 100 x 10 x 2200mm	3.08	2200

## ROPE LADDER

ROPE LADDERS			Weight (kg)	Max Length (mm)
Envire	LAD	Floating Rope Ladders (50 x 50mm rungs) designed for lined dams (Price Per Metre)	4.50	



## SPECIALISED PRODUCTS

SPECIALISED PRODUCT			Weight (kg)	Max Length (mm)
Envire	CAN LNCH	Canoe Launch Ramp	300.00	n/a
	CAN STAT DECK	Static Deck 3000mm x 2400mm	465.00	n/a
	CATCHIT 100	Catchits (Left, right and joiner)	8.47	n/a
	PPSL	PlastiPole Completed with Locking Mechanism	8.00	n/a
	PP-BP-g	PlastiPole Base Plate - Galv	2.90	n/a
	PP-TK	Key for PlastiPole	-	n/a
	FC075C	Finger Cap small 75mm charcoal	22.50	n/a
	FC-L977	Finger Cap large 1000 x 1054mm charcoal	30.00	n/a